

# CARBO-CERAMICS LIMITED

Registered Office : 31, Chowringhee Road, Kolkata - 700 016

Email Id : secretarial@carbo-ceramics.com, Fax : 22496420

Website : www.carbo-ceramics.com

CIN : L26999WB1902PLC001537

19<sup>th</sup> April, 2021

The Calcutta Stock Exchange Limited  
7, Lyons Range  
Kolkata- 700 001

Dear Sir,

Ref:- Scrip Code:13019

Re: **Statement showing holding of securities and shareholding pattern for the quarter ended 31<sup>st</sup> March, 2021.**

Pursuant to Regulation 31(1)(b) of the SEBI (Listing Obligations & Disclosure Requirements) Regulations 2015 we enclose herewith the statement showing holding of securities and shareholding pattern of our Company for the quarter ended 31<sup>st</sup> March, 2021, receipt of which may kindly be acknowledged.

Thanking you,

Yours faithfully

For Carbo-Ceramics Ltd.



M.C. Darak

Director

DIN:00029073


Encl. : As above.

**Shareholding Pattern under Regulation 31 of SEBI (Listing Obligations and Disclosure Requirements) Regulations, 2015**

1.	<b>Name of Listed Entity: Carbo-Ceramics Limited</b>
2.	<b>Scrip Code/Name of Scrip/Class of Security: 13019 (CSE) / EQUITY</b>
3.	<b>Share Holding Pattern Filed under: Reg. 31(1)(a)/Reg. 31(1)(b)/Reg.31(1)(c) : 31(1)(b)</b>
	a. <b>If under 31(1)(b) then indicate the report for Quarter ending 31st March 2021</b>
	b. <b>If under 31(1)(c) then indicate date of allotment/extinguishment : NA</b>
4.	<b>Declaration: The Listed entity is required to submit the following declaration to the extent of submission of information:-</b>

	<b>Particulars</b>	<b>Yes*</b>	<b>No*</b>
1	<b>Whether the Listed Entity has issued any partly paid up shares?</b>		<b>No</b>
2	<b>Whether the Listed Entity has issued any Convertible Securities or Warrants?</b>		<b>No</b>
3	<b>Whether the Listed Entity has any shares against which depository receipts are issued?</b>		<b>No</b>
4	<b>Whether the Listed Entity has any shares in locked-in?</b>		<b>No</b>
5	<b>Whether any shares held by promoters are pledge or otherwise encumbered?</b>		<b>No</b>
6	<b>Whether the listed entity has any significant beneficial owner?</b>		<b>No</b>

**\* If the Listed Entity selects the option 'No' for the questions above, the columns for the partly paid up shares, Outstanding Convertible Securities/Warrants, depository receipts, locked-in shares, No of shares pledged or otherwise encumbered by promoters, as applicable, shall not be displayed at the time of dissemination on the Stock Exchange website. Also wherever there is 'No' declared by Listed Entity in above table the values will be considered as 'Zero' by default on submission of the format of holding of specified securities.**



**Carbo-Ceramics Limited**
**Table I - Summary Statement holding of specified securities - 31.03.2021**

Category	Category of shareholder	Nos. of shareholders	No. of fully paid up equity shares held	No. of Partly paid-up equity shares held	No. of shares underlying Depository Receipts	Total nos. shares held	Shareholding as a % of total no. of shares (calculated as per SCRR, 1957)	Number of Voting Rights held in each class of securities				No. of Shares Outstanding convertible securities (including Warrants)	Shareholding, as a % assuming full conversion of convertible securities ( as a percentage of diluted share capital)	Number of Locked in shares		Number of Shares pledged or otherwise encumbered		Number of equity shares held in dematerialised form
								No of Voting Rights			Total as a % of (A+B+C)			No. (a)	As a % of total Shares held(b)	No. (a)	As a % of total Shares held(b)	
								Class eg: X	Class eg: y	Total								
(I)	(II)	(III)	(IV)	(V)	(VI)	(VII) = (IV)+(V)+(VI)	(VIII) As a % of (A+B+C2)	(IX)				(X)	(XI) = (VII)+(X) As a % of (A+B+C2)	(XII)		(XIII)		(XIV)
(A)	Promoter & Promoter Group	2	529720	0	0	529720	56.3532	529720	0	529720	56.3532	0	56.3532	0	0.0000	0	0.0000	529720
(B)	Public	936	410280	0	0	410280	43.6468	410280	0	410280	43.6468	0	43.6468	0	0.0000	NA	NA	78215
(C)	Non Promoter - Non Public				0				0			0		0.0000	NA	NA		
(C1)	Shares Underlying DRs	0	0	0	0	0	0.0000	0	0	0	0.0000	0	0.0000	0	0.0000	NA	NA	0
(C2)	Shares Held By Employee Trust	0	0	0	0	0	0.0000	0	0	0	0.0000	0	0.0000	0	0.0000	NA	NA	0
	Total	938	940000	0	0	940000	100.0000	940000	0	940000	100.0000	0	100.0000	0	0.0000	0	0.0000	607935



**Carbo-Ceramics Limited**
**Table II - Statement showing shareholding pattern of the Promoter and Promoter Group - 31.03.2021**


	Category & Name of the shareholders	PAN	Nos. of shareholders	No. of fully paid up equity shares held	Partly paid-up equity shares held	No. of shares underlying Depository Receipts	Total nos. shares held	Shareholding % calculated as per SCRR, 1957 As a % of (A+B+C2)	Number of Voting Rights held in each class of securities			No. of Shares Underlying Outstanding convertible securities (including Warrants)	Shareholding, as a % assuming full conversion of convertible securities (as a percentage of diluted share capital)	Number of Locked in shares		Number of Shares pledged or otherwise encumbered		Number of equity shares held in dematerialised form	
									No of Voting Rights					Total as a % of (A+B+C)	No. (a)	As a % of total Shares held(b)	No. (a)		As a % of total Shares held(b)
									Class eg: X	Class eg: y	Total								
(I)	(II)	(III)	(IV)	(V)	(VI)	(VII) = (IV)+(V)+(VI)	(VIII) As a % of (A+B+C2)	(IX)			(X)	(XI)= (VII)+(X) As a % of (A+B+C2)	(XII)		(XIII)	(XIV)			
<b>1</b>	<b>Indian</b>																		
(a)	Individuals / Hindu Undivided Family		0	0	0	0	0	0.0000	0	0	0	0.0000	0	0.0000	0	0.0000	0	0.0000	0
(b)	Central Government / State Government(s)		0	0	0	0	0	0.0000	0	0	0	0.0000	0	0.0000	0	0.0000	0	0.0000	0
(c)	Financial Institutions / Banks		0	0	0	0	0	0.0000	0	0	0	0.0000	0	0.0000	0	0.0000	0	0.0000	0
(d)	Any Other (Specify)		1	461000	0	0	461000	49.0426	461000	0	461000	49.0426	0	49.0426	0	0.0000	0	0.0000	461000
	Bodies Corporate		1	461000	0	0	461000	49.0426	461000	0	461000	49.0426	0	49.0426	0	0.0000	0	0.0000	461000
	Emerald Company Private Limited		1	461000	0	0	461000	49.0426	461000	0	461000	49.0426	0	49.0426	0	0.0000	0	0.0000	461000
	Sub Total (A)(1)		1	461000	0	0	461000	49.0426	461000	0	461000	49.0426	0	49.0426	0	0.0000	0	0.0000	461000
<b>2</b>	<b>Foreign</b>																		
(a)	Individuals (Non-Resident Individuals / Foreign Individuals)		1	68720	0	0	68720	7.3106	68720	0	68720	7.3106	0	7.3106	0	0.0000	0	0.0000	68720
	Krishna Kumar Bangur		1	68720	0	0	68720	7.3106	68720	0	68720	7.3106	0	7.3106	0	0.0000	0	0.0000	68720
(b)	Government		0	0	0	0	0	0.0000	0	0	0	0.0000	0	0.0000	0	0.0000	0	0.0000	0
(c)	Institutions		0	0	0	0	0	0.0000	0	0	0	0.0000	0	0.0000	0	0.0000	0	0.0000	0
(d)	Foreign Portfolio Investor		0	0	0	0	0	0.0000	0	0	0	0.0000	0	0.0000	0	0.0000	0	0.0000	0
(e)	Any Other (Specify)		0	0	0	0	0	0.0000	0	0	0	0.0000	0	0.0000	0	0.0000	0	0.0000	0
	Sub Total (A)(2)		1	68720	0	0	68720	7.3106	68720	0	68720	7.3106	0	7.3106	0	0.0000	0	0.0000	68720
	<b>Total Shareholding Of Promoter And Promoter Group (A)= (A)(1)+(A)(2)</b>		<b>2</b>	<b>529720</b>	<b>0</b>	<b>0</b>	<b>529720</b>	<b>56.3532</b>	<b>529720</b>	<b>0</b>	<b>529720</b>	<b>56.3532</b>	<b>0</b>	<b>56.3532</b>	<b>0</b>	<b>0.0000</b>	<b>0</b>	<b>0.0000</b>	<b>529720</b>

Details of Shares which remain unclaimed may be given hear along with details such as number of shareholders, outstanding shares held in demat/unclaimed suspense account, voting rights which are frozen etc.

Note :

(1) PAN would not be displayed on website of Stock Exchange(s)


(2) The term 'Encumbrance' has the same meaning as assigned under regulation 28(3) of SEBI (Substantial Acquisition of Shares and Takeovers) Regulations, 2011.



**Carbo-Ceramics Limited**

**Table III - Statement showing shareholding pattern of the Public shareholder :31.03.2021**

	Category & Name of the shareholders	PAN	Nos. of shareholders	No. of fully paid up equity shares held	Partly paid-up equity shares held	No. of shares underlying Depository Receipts	Total nos. shares held	Shareholding % calculated as per SCRR, 1957 As a % of (A+B+C2)	Number of Voting Rights held in each class of securities			No. of Shares Underlying Outstanding convertible securities (including Warrants)	Shareholding, as a % assuming full conversion of convertible securities ( as a percentage of diluted share capital)	Number of Locked in shares		Number of Shares pledged or otherwise encumbered		Number of equity shares held in dematerialised form	
									No of Voting Rights					Total as a % of (A+B+C)	No. (a)	As a % of total Shares held(b)	No. (a)		As a % of total Shares held(b)
									Class eg: X	Class eg: y	Total								
	(I)	(II)	(III)	(IV)	(V)	(VI)	(VII) = (IV)+(V)+(VI)	(VIII) As a % of (A+B+C2)	(IX)			(X)	(XI)= (VII)+(X) As a % of (A+B+C2)	(XII)	(XIII)		(XIV)		
<b>1</b>	<b>Institutions</b>																		
(a)	Mutual Fund		0	0	0	0	0	0.0000	0	0	0	0.0000	0	0.0000	0	0.0000	NA	NA	0
(b)	Venture Capital Funds		0	0	0	0	0	0.0000	0	0	0	0.0000	0	0.0000	0	0.0000	NA	NA	0
(c)	Alternate Investment Funds		0	0	0	0	0	0.0000	0	0	0	0.0000	0	0.0000	0	0.0000	NA	NA	0
(d)	Foreign Venture Capital Investors		0	0	0	0	0	0.0000	0	0	0	0.0000	0	0.0000	0	0.0000	NA	NA	0
(e)	Foreign Portfolio Investor		0	0	0	0	0	0.0000	0	0	0	0.0000	0	0.0000	0	0.0000	NA	NA	0
(f)	Financial Institutions / Banks		13	6970	0	0	6970	0.7415	6970	0	6970	0.7415	0	0.0000	0	0.0000	NA	NA	2000
(g)	Insurance Companies		1	12500	0	0	12500	1.3298	12500	0	12500	1.3298	0	0.0000	0	0.0000	NA	NA	12500
	Life Insurance Corporation Of India		1	12500	0	0	12500	1.3298	12500	0	12500	1.3298	0	0.0000	0	0.0000	NA	NA	12500
(h)	Provident Funds/ Pension Funds		0	0	0	0	0	0.0000	0	0	0	0.0000	0	0.0000	0	0.0000	NA	NA	0
(i)	Any Other (Specify)		0	0	0	0	0	0.0000	0	0	0	0.0000	0	0.0000	0	0.0000	NA	NA	0
	<b>Sub Total (B)(1)</b>		<b>14</b>	<b>19470</b>	<b>0</b>	<b>0</b>	<b>19470</b>	<b>2.0713</b>	<b>19470</b>	<b>0</b>	<b>19470</b>	<b>2.0713</b>	<b>0</b>	<b>0.0000</b>	<b>0</b>	<b>0.0000</b>	<b>NA</b>	<b>NA</b>	<b>14500</b>
<b>2</b>	<b>Central Government/ State Government(s)/ President of India</b>																		
	Central Government / State Government(s)		2	15910	0	0	15910	1.6926	15910	0	15910	1.6926	0	0.0000	0	0.0000	NA	NA	15810
	Custodian Of Enemy Property For India		1	15810	0	0	15810	1.6819	15810	0	15810	1.6819	0	0.0000	0	0.0000	NA	NA	15810
	<b>Sub Total (B)(2)</b>		<b>2</b>	<b>15910</b>	<b>0</b>	<b>0</b>	<b>15910</b>	<b>1.6926</b>	<b>15910</b>	<b>0</b>	<b>15910</b>	<b>1.6926</b>	<b>0</b>	<b>0.0000</b>	<b>0</b>	<b>0.0000</b>	<b>NA</b>	<b>NA</b>	<b>15810</b>
<b>3</b>	<b>Non-Institutions</b>																		
(a)	Individuals			0	0														
	i. Individual shareholders holding nominal share capital up to Rs. 2 lakhs.		893	353236	0	0	353236	37.5783	353236	0	353236	37.5783	0	0.0000	0	0.0000	NA	NA	45311
	ii. Individual shareholders holding nominal share capital in excess of Rs. 2 lakhs.		0	0	0	0	0	0.0000	0	0	0	0.0000	0	0.0000	0	0.0000	NA	NA	0
(b)	NBFCs registered with RBI		0	0	0	0	0	0.0000	0	0	0	0.0000	0	0.0000	0	0.0000	NA	NA	0
	Trust Employee		0	0	0	0	0	0.0000	0	0	0	0.0000	0	0.0000	0	0.0000	NA	NA	0
(d)	Overseas Depositories(holding DRs) (balancing figure)		0	0	0	0	0	0.0000	0	0	0	0.0000	0	0.0000	0	0.0000	NA	NA	0
(c)	Any Other (Specify)		27	21664	0	0	21664	2.3047	21664	0	21664	2.3047	0	0.0000	0	0.0000	NA	NA	2594
	Foreign Nationals		4	3500	0	0	3500	0.3723	3500	0	3500	0.3723	0	0.0000	0	0.0000	NA	NA	0
	Hindu Undivided Family		2	94	0	0	94	0.0100	94	0	94	0.0100	0	0.0000	0	0.0000	NA	NA	94
	Non Resident Indians (Repat)		1	250	0	0	250	0.0266	250	0	250	0.0266	0	0.0000	0	0.0000	NA	NA	0
	Overseas Bodies Corporates		1	150	0	0	150	0.0160	150	0	150	0.0160	0	0.0000	0	0.0000	NA	NA	0
	Bodies Corporate		19	17670	0	0	17670	1.8798	17670	0	17670	1.8798	0	0.0000	0	0.0000	NA	NA	2500
	<b>Sub Total (B)(3)</b>		<b>920</b>	<b>374900</b>	<b>0</b>	<b>0</b>	<b>374900</b>	<b>39.8830</b>	<b>374900</b>	<b>0</b>	<b>374900</b>	<b>39.8830</b>	<b>0</b>	<b>0.0000</b>	<b>0</b>	<b>0.0000</b>	<b>NA</b>	<b>NA</b>	<b>47905</b>
	<b>Total Public Shareholding (B)= (B)(1)+(B)(2)+(B)(3)</b>		<b>936</b>	<b>410280</b>	<b>0</b>	<b>0</b>	<b>410280</b>	<b>43.6468</b>	<b>410280</b>	<b>0</b>	<b>410280</b>	<b>43.6468</b>	<b>0</b>	<b>0.0000</b>	<b>0</b>	<b>0.0000</b>	<b>NA</b>	<b>NA</b>	<b>78215</b>



**Carbo-Ceramics Limited**

**Table IV - Statement showing shareholding pattern of the Non Promoter- Non Public shareholder :31.03.2021**

	Category & Name of the shareholders	PAN	Nos. of shareholders	No. of fully paid up equity shares held	Partly paid-up equity shares held	No. of shares underlying Depository Receipts	Total nos. shares held	Shareholding % calculated as per SCRR, 1957 As a % of (A+B+C2)	Number of Voting Rights held in each class of securities			No. of Shares Underlying Outstanding convertible securities (including Warrants)	Shareholding, as a % assuming full conversion of convertible securities ( as a percentage of diluted share capital)	Number of Locked in shares		Number of Shares pledged or otherwise encumbered		Number of equity shares held in dematerialised form	
									No of Voting Rights					Total as a % of (A+B+C)	No. (a)	As a % of total Shares held(b)	No. (a)		As a % of total Shares held(b)
									Class eg: X	Class eg: y	Total								
	(I)	(II)	(III)	(IV)	(V)	(VI)	(VII) = (IV)+(V)+(VI)	(VIII) As a % of (A+B+C2)	(IX)			(X)	(XI) = (VII)+(X) As a % of (A+B+C2)	(XII)		(XIII)		(XIV)	
1	Custodian/DR Holder		0	0	0	0	0	0.0000	0	0	0	0.0000	0	0.0000	0	0.0000	NA	NA	0
2	Employee Benefit Trust (under SEBI (Share based Employee Benefit) Regulations, 2014)		0	0	0	0	0	0.0000	0	0	0	0.0000	0	0.0000	0	0.0000	NA	NA	0
	<b>Total Non-Promoter- Non Public Shareholding (C)= (C)(1)+(C)(2)</b>		<b>0</b>	<b>0</b>	<b>0</b>	<b>0</b>	<b>0</b>	<b>0.0000</b>	<b>0</b>	<b>0</b>	<b>0</b>	<b>0.0000</b>	<b>0</b>	<b>0.0000</b>	<b>0</b>	<b>0.0000</b>	<b>NA</b>	<b>NA</b>	<b>0</b>

